

Always  
**ANGEL**

**BOOK CLUB**

≧ **ACTIVITY PACK** ≦

**KIMBERLY WHITTAM**



It's  
hard  
to be  
GOOD

...when they  
think  
you're  
BAD



Always  
**ANGEL**

KIMBERLY WHITTAM 

It's hard to be GOOD

...when they think you're BAD



# SECOND CHANCES: STARTING AGAIN

ANGEL IS GOING BACK TO SCHOOL AFTER MISSING A LOT OF YEAR 7.

How would that feel? What would you do?

## 1 STEP INTO ANGEL'S SHOES

Angel is walking back into school for the first time in a while...

How do you think she feels?

Tick or add your own.

- Nervous
- Excited
- Worried
- Scared people will judge her
- Ready for a fresh start
- \_\_\_\_\_



Why might she feel this way?

\_\_\_\_\_


\_\_\_\_\_

\_\_\_\_\_


## 2 WHAT WOULD YOU SAY?

Someone asks: "Where have you been?"

What might Angel say?



What would YOU say?




## 3 FIRST DAY BACK

What could help Angel feel more confident?

Draw or list your ideas.





\_\_\_\_\_

A person who supports her

Something she tells herself



\_\_\_\_\_

One brave action she takes



\_\_\_\_\_

## 4 SECOND CHANCE PLAN

Everyone deserves a fresh start. If YOU had a second chance at something, what would you do differently?

1. \_\_\_\_\_
2. \_\_\_\_\_
3. \_\_\_\_\_



## 5 KINDNESS MATTERS

If someone in your class came back after being away, what could YOU do to help them feel welcome?

- \_\_\_\_\_
- \_\_\_\_\_
- \_\_\_\_\_



You are not your past.  
YOU ARE YOUR NEXT STEP.



KIMBERLY WHITTAM



# GROUP ACTIVITY

## SECOND CHANCES: STARTING AGAIN TOGETHER

Angel is now in **Year 8**, but she missed a lot of **Year 7**. She's coming back to school and might feel nervous about what she's missed and what others think. In this activity, you'll work together to support someone starting again.

Everyone deserves a fresh start!

### 1 SET THE SCENE

As a group, read this:

Angel walks into school in Year 8 after missing a lot of Year 7. She doesn't know what lessons are like now. She's worried people might judge her or think she's behind.

How might Angel be feeling?  
Write or draw your ideas around the figure.



### 2 BRAINSTORM TOGETHER


In your group, come up with ideas to help Angel feel supported.

 <b>Something you could say</b> _____ _____ _____	 <b>Something you could do</b> _____ _____ _____	 <b>How you could encourage her</b> _____ _____ _____
 <b>How you could include her</b> _____ _____ _____	 <b>How to help her feel part of the class</b> _____ _____ _____	

### 3 CREATE A "WELCOME BACK" PLAN

As a group: Design a plan to help someone who has missed school feel:

- confident
- included
- supported



### 4 ACT IT OUT

Pick one idea from your plan. Create a short role play to show how it would work in real life.



Perform it for the rest of the group!

### 5 REFLECT

Discuss as a group:

- ★ How might Angel feel after this support?
- ★ What small actions make a big difference?
- ★ How can we be more understanding in real life?

### OUR MESSAGE:

What should everyone remember about second chances?



Everyone deserves a fresh start —  
EVEN IF THEY'RE STILL CATCHING UP.

KIMBERLY WHITTAM



It's hard to be GOOD

...when they think you're BAD



# LABELS

## Don't define you!



Angel's new form group has been talking about all the bad things she did in Year 7. They have labelled her as 'naughty'.

Labels are words people use to describe us. Sometimes they are unfair, unkind or untrue. This activity is about looking at labels, challenging them and focusing on the real you.

You are more than any label!



### 1. WHAT LABELS MIGHT ANGEL HAVE?

What labels might Angel's form group use about her? Write or draw them in the boxes below.



How do you think these labels make Angel feel?



### 2. THE TRUTH BEHIND THE LABEL

Labels are not the full story. What could be the real reasons behind Angel's behaviour in Year 7? Write or draw your ideas.

WHAT PEOPLE SEE

The label

WHAT MIGHT BE TRUE

The real reasons

NAUGHTY



### 3. MORE THAN A LABEL

Write down at least 5 positive things about Angel that have nothing to do with the label people have given her.

- \_\_\_\_\_
- \_\_\_\_\_
- \_\_\_\_\_
- \_\_\_\_\_
- \_\_\_\_\_

Angel is more than one word.



### 4. HOW WOULD YOU FEEL?

Imagine people in your class were talking about you and using a label that wasn't true. How would that make you feel?



Sad



Angry



Worried



Lonely



Stressed



Other

What would you want people to understand about you?



### 5. CHOOSE KINDNESS

What could Angel's form group do instead of using labels? Tick the kind choices.

- |   |   |
|---|---|
| <input type="checkbox"/> Talk about the person, not with them | <input type="checkbox"/> Support and encourage    |
| <input type="checkbox"/> Get to know the real person          | <input type="checkbox"/> Listen before judging    |
| <input type="checkbox"/> Give people a chance to change       | <input type="checkbox"/> Make people feel welcome |
|   | <input type="checkbox"/> Other: _____             |



### 6. CHANGE THE LABEL

Choose one unfair label and turn it into something positive.

UNFAIR LABEL

POSITIVE REFRAME



### 7. PUT YOURSELF IN THEIR SHOES

Write a short message you would give to Angel to let her know she is more than a label.



### REMEMBER

Labels are limiting, Kindness is powerful. You don't have to be defined by your past.



YOU ARE:

- Not your mistakes
- Not what others say
- Not one word
- Worthy of respect
- Capable of change
- Unique and enough



BE KIND. SEE THE REAL STORY. EVERYONE DESERVES A SECOND CHANCE.



It's hard to be GOOD

...when they think you're BAD



# GROUP ACTIVITY

# LABELS

## SEE THE REAL ME



Angel has missed a lot of Year 7. Now she's in Year 8, people already have ideas about her. In this activity, you'll explore labels and look beyond them.

Everyone is more than a label.



### 1 WRITE THE LABEL

Each person writes a label someone might think about Angel.




### 2 SCRUNCH IT UP

Everyone scrunches their paper into a ball.



How does it feel to be reduced to just one word?

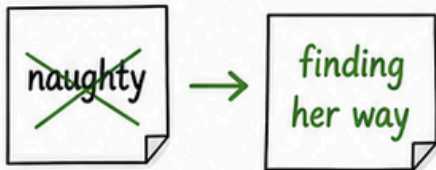


### 3 UNFOLD & CHANGE IT

Open the paper. Cross out the label and rewrite it into something that is more true.



EXAMPLE:



Write your new version below.



### 4 BUILD THE REAL PICTURE (GROUP)

Put all your papers together. As a group, create a list:

WHO IS ANGEL REALLY? 

- \_\_\_\_\_
- \_\_\_\_\_
- \_\_\_\_\_
- \_\_\_\_\_
- \_\_\_\_\_



### 5 DISCUSS

-  Why do people make assumptions? \_\_\_\_\_
-  Are labels always fair? \_\_\_\_\_
-  What's a better way to understand someone? \_\_\_\_\_



OUR MESSAGE:



 People are more than one moment, one mistake, or one label.  



# ANGEL


## FEELING REJECTED

Angel feels like she doesn't belong. People in her class have their own ideas about her and she feels rejected. She storms out of lessons and goes to Mr Simpson's office.



### 1. WHAT MIGHT ANGEL BE FEELING?

What emotions might Angel be feeling right now?  
Tick or circle.



Can you think of any other emotions?  
Write or draw them below.



### 2. WHY MIGHT SHE FEEL REJECTED?

What do you think has happened in class that made Angel feel this way?  
Write or draw your ideas below.



### 3. FIGHT OR FLIGHT?

Angel has a choice: stay and cope, or leave to protect herself.

What might her body and mind be telling her?

Write or draw what fight or flight might feel like for Angel.

FIGHT

FLIGHT

What do you think Angel chooses? Why?



### 4. IF YOU WERE ANGEL...

What would you want people to understand about you?

Write a message that Angel might want others to hear.



### 5. TALK IT OUT

Discuss these questions in your group.

- ★ How might Angel feel after going to Mr Simpson's office?
- ★ What could Mr Simpson say or do to help?
- ★ Have you ever felt rejected? What helped you?
- ★ How can we make our class a place where everyone belongs?



KIMBERLY WHITTAM



It's  
hard  
to be  
GOOD

...when they  
think  
you're  
BAD



# CALM DOWN CREATION

## MAKE YOUR OWN BALLOON SQUISHY!

In Mr Simpson's office, there is a calm down corner full of things that can help when feelings feel big.

Let's make balloon squishies – soft, squishy reminders that it's okay to pause, take a breath and calm down.

### YOU WILL NEED:

- Balloons
- Plain flour
- Funnel (or roll paper into a cone)
- Spoon
- A bowl
- Scissors



### WHAT IS IT?

A balloon squishy is a soft stress ball filled with flour. Squeeze it, squish it, take a deep breath and remind yourself: I can get through this.



### HOW TO MAKE IT:

1



Start with an uninflated balloon.

2



Stretch the opening of the balloon over the funnel (use a cup to hold it steady).

3



Spoon the flour into the balloon through the funnel.

4



Fill it up! Make it as soft or as firm as you like.

5



Carefully remove the balloon from the funnel and tie a knot at the top.

6



Give it a squish! Use it to help you feel calm anytime.

### MAKE IT YOURS!

Decorate your balloon with markers to give it a face, kind words or a pattern that makes you smile.



### SAFETY FIRST

- Use plain flour only.
- Do not overfill the balloon.
- Always tie a strong knot.
- This is not a toy for small children.
- If the balloon breaks, clean up the flour and use a new balloon.



### REMEMBER:

It's okay to have big feelings. Take a breath, squeeze your squishy and remind yourself – I am strong, I am enough, I can take my time.





# RAINBOW GLITTER BOTTLE

## A CALM DOWN TOOL

Mr Simpson has a calm down corner in his office where Angel can go when she needs space to breathe and feel more settled.

Let's make a rainbow glitter bottle to help with calm, focus and feeling in control.

### YOU WILL NEED:

- A clear plastic bottle with a lid
- Warm water
- Clear glue (or glue gel)
- Glitter in rainbow colours
- Food colouring (red, orange, yellow, green, blue, purple)
- Funnel (optional)



### HOW TO MAKE YOUR GLITTER BOTTLE:

#### 1 ADD WATER

Fill your bottle almost to the top with warm water.

Leave a little space at the top.



#### 2 ADD GLUE

Add 1-2 tablespoons of clear glue (or glue gel).

This helps the glitter fall slowly.



#### 3 ADD GLITTER

Add glitter one colour at a time to create a rainbow! Start with red at the top.



#### 4 ADD COLOUR

Add a few drops of food colouring for each layer to make the colours bright and beautiful.



#### 5 TOP IT UP

Gently fill the rest of the bottle with water, leaving a little space at the top.



#### 6 SECURE THE LID

Screw the lid on tightly and check it is closed properly.

You may want to use a little glue around the lid (ask an adult).



#### 7 SHAKE & WATCH

Give it a good shake and watch the glitter swirl around! Then set it down and take slow, deep breaths as you watch it settle.



### WAYS TO USE YOUR GLITTER BOTTLE:

- ♥ Watch the glitter settle when you feel worried or overwhelmed.
- ♥ Take deep breaths while you watch the colours sink slowly.
- ♥ Use it as a reminder to pause, breathe and stay calm.
- ♥ Keep it in your calm down corner, on your desk or in your bag.



### CALM DOWN REMINDERS:

- ☆ It's okay to take a break.
- ☆ Breathe in calm, breathe out worry.
- ☆ You are not alone.
- ☆ This feeling will pass.
- ☆ You are enough, just as you are.





# RECIPE for FRIENDSHIPS

Like any good recipe, friendships need the right ingredients, time and care to grow strong.

What makes a good friend? What can you bring to a friendship?  
Create your own recipe below!

## INGREDIENTS

List the key ingredients you think are needed to make a great friendship.

- 1 \_\_\_\_\_
- 2 \_\_\_\_\_
- 3 \_\_\_\_\_
- 4 \_\_\_\_\_
- 5 \_\_\_\_\_
- 6 \_\_\_\_\_



## METHOD

Write steps for how to build and keep a strong friendship.

- 1 \_\_\_\_\_
- 2 \_\_\_\_\_
- 3 \_\_\_\_\_
- 4 \_\_\_\_\_
- 5 \_\_\_\_\_



## SPECIAL NOTE

What's something important to remember about friendships?

\_\_\_\_\_

\_\_\_\_\_

\_\_\_\_\_

\_\_\_\_\_



## MY FRIENDSHIP PROMISE

One thing I will do to be a good friend is...

\_\_\_\_\_

\_\_\_\_\_



## BEST SERVED WITH...

Who are the people in your life that you value and want to keep in your recipe?

\_\_\_\_\_

\_\_\_\_\_



FRIENDSHIPS ARE BUILT ON KINDNESS, TRUST AND TIME.  
BE A GOOD INGREDIENT!





# RECIPE

for

# BROWNIES

Angel has entered the bake off competition and she's making her famous brownies!

Follow her tried and tested recipe to bake the perfect batch.

## INGREDIENTS

- ♥ 150g unsalted butter
- ♥ 200g dark chocolate (70% cocoa), chopped
- ♥ 200g caster sugar
- ♥ 3 large eggs
- ♥ 1 tsp vanilla extract
- ♥ 100g plain flour
- ♥ 30g cocoa powder
- ♥ 1/4 tsp salt
- ♥ 100g chocolate chips or chunks (optional)



## METHOD

- 1 PREPARE**  
Preheat your oven to 180°C (fan 160°C) / 350°F / Gas 4. Grease and line a 20cm square baking tin with baking paper.
- 2 MELT**  
Gently melt the butter and chopped chocolate together in a heatproof bowl over a pan of simmering water (or in the microwave in short bursts). Stir until smooth. Leave to cool slightly.
- 3 MIX**  
In a large bowl, whisk together the sugar, eggs and vanilla extract until light and slightly frothy.
- 4 COMBINE**  
Pour the melted chocolate mixture into the bowl and stir until well combined.
- 5 ADD DRY INGREDIENTS**  
Sift in the flour, cocoa powder and salt. Fold gently until just combined. Stir in the chocolate chips or chunks if using.
- 6 BAKE**  
Pour the batter into the prepared tin and smooth the top. Bake for 20–25 minutes. The brownies should be set around the edges but still a little gooey in the middle.
- 7 COOL & ENJOY**  
Leave to cool completely in the tin before cutting into squares. Enjoy your delicious, fudgy brownies!

## ANGEL'S TOP TIP

Don't overbake! The secret to the best brownies is taking them out when they're still a little gooey in the middle.

Patience is hard, but it's worth it!



## PERFECT FOR...

- ♥ Bake off competitions
- ♥ Sharing with friends
- ♥ Special treats
- ♥ Brightening a tough day

Great brownies are made with the right mix of ingredients, a little patience and a lot of care.

Enjoy your bake!



# EMOJI

## BISCUIT DECORATING

Angel feels a lot of different emotions every day.  
Let's explore them by decorating emoji biscuits!

Have fun creating faces that show how you feel.

### YOU WILL NEED:

- ♥ Prebought plain round biscuits
- ♥ Ready-to-roll icing or tube icing (yellow, black, white and any other colours)
- ♥ Edible pens or writing icing (black)
- ♥ Small bowls (if using ready-to-roll icing)
- ♥ Spoons or small palette knives
- ♥ Sprinkles or edible decorations (optional)



### HOW TO DECORATE YOUR EMOJI BISCUITS:

#### 1 CHOOSE YOUR EMOTION

Think about how you feel right now or an emotion you feel a lot.

Pick an emoji face to create!



#### 2 COVER THE BISCUIT

Spread yellow icing over your biscuit to create a smooth base for your emoji.



#### 3 ADD THE FACE

Use black icing or an edible pen to draw the eyes, mouth and any other features.

Get creative!



#### 4 ADD EXTRA DETAILS

Use different colours, sprinkles or decorations to add extra details like tears, hearts, sunglasses or blush!



#### 5 LET IT SET

Leave your biscuits somewhere safe for the icing to set before enjoying.



#### 6 SHARE & TALK

Share your emojis with others and talk about the emotions behind them.



### IDEAS FOR EMOTIONS TO CREATE:



Angry Sad Happy Worried Excited Calm

You can create any emotion you feel – there are no wrong choices!



### REMEMBER:

- ♥ All feelings are okay.
- ♥ It's good to notice how we feel.
- ♥ Talking about our feelings can help us feel better.



There are lots of emotions and they can change every day.  
It's okay to feel them all!





# RECIPE

for

## WHO YOU ARE

You are one of a kind! Just like a cake, you are made up of lots of different ingredients that make YOU!

Write your recipe for who you are.

### MY INGREDIENTS

List the things that make you, YOU!

- ♥ \_\_\_\_\_
- ♥ \_\_\_\_\_
- ♥ \_\_\_\_\_
- ♥ \_\_\_\_\_
- ♥ \_\_\_\_\_
- ♥ \_\_\_\_\_
- ♥ \_\_\_\_\_
- ♥ \_\_\_\_\_
- ♥ \_\_\_\_\_
- ♥ \_\_\_\_\_

### EXTRAS

What extra things make you even more amazing?

\_\_\_\_\_

\_\_\_\_\_

\_\_\_\_\_



Remember, there is no one else in the world like YOU!  
You are a unique and wonderful recipe.



# DISCUSS:

## THE "WORST AWARDS"

Tiana creates "Worst Awards" at school and starts giving them out to her classmates.

Angel is given "naughtiest student."

Some people laugh. Some join in.

But not everyone feels okay about it.

Let's think about how this might affect people - and the difference between banter and bullying.

### THINK ABOUT IT...

- ♥ How do you think Angel felt when she got this award?  
\_\_\_\_\_
- ♥ Why might some people have laughed or joined in?  
\_\_\_\_\_
- ♥ Do you think Tiana meant to hurt people? Why or why not?  
\_\_\_\_\_
- ♥ How can something meant as a joke still upset someone?  
\_\_\_\_\_

### BANTER VS BULLYING

#### BANTER

(fun and friendly)

- ♥ Everyone is okay with it
- ♥ No one feels upset
- ♥ People can join in or opt out
- ♥ It stops if someone doesn't like it

#### BULLYING

(hurtful and unfair)

- ♥ Someone feels embarrassed or targeted
- ♥ It carries on even if it's not liked
- ♥ People laugh at someone, not with them
- ♥ It can stick and affect how others see you

### WHAT'S THE IMPACT?

If someone is given a label like "naughtiest"...



- ♥ How might it affect how others see them?  
\_\_\_\_\_
- ♥ How might it affect how they see themselves?  
\_\_\_\_\_
- ♥ How might it affect their confidence at school?  
\_\_\_\_\_

### WHAT COULD BE DONE DIFFERENTLY?

If you were in that situation, what could you do?



- ♥ If you were Tiana: \_\_\_\_\_
- ♥ If you were a classmate: \_\_\_\_\_
- ♥ If you were Angel: \_\_\_\_\_

### CHANGE THE WORDS

Instead of:

"Naughtiest student"



What could be said instead that is fair or kind?

\_\_\_\_\_

\_\_\_\_\_

\_\_\_\_\_

### ONE THING I WILL REMEMBER ABOUT WORDS AND JOKES:

\_\_\_\_\_

\_\_\_\_\_



Just because something is funny to some people doesn't mean it feels okay to everyone.





# SOCIAL MEDIA USE

Angel is added to multiple WhatsApp groups within her form group – some by friends, some by people she hardly knows.

Not all the messages are kind. Some are jokes. Some are harsh. Some make her feel uncomfortable.

Let's think about how we use social media and how it affects us and others.



## THINK ABOUT IT...

- ♥ How do you think Angel feels being added to so many groups?  
\_\_\_\_\_
- ♥ Why might some people add others to groups without asking?  
\_\_\_\_\_
- ♥ What could be the problem with being in groups where people say unkind things?  
\_\_\_\_\_
- ♥ How can messages online affect how someone feels in real life?  
\_\_\_\_\_

## THE IMPACT

Being added to lots of groups – especially negative ones – can affect Angel in many ways.



How might it affect her feelings?

\_\_\_\_\_



How might it affect her relationships with others?

\_\_\_\_\_



How might it affect her focus and wellbeing at school?

\_\_\_\_\_

## SAFE, RESPECTFUL AND KIND ONLINE

What are some ways we can use social media in a positive and respectful way?




- ♥ Think before you post. \_\_\_\_\_
- ♥ Don't share things that could hurt others. \_\_\_\_\_
- ♥ Ask before adding someone to a group. \_\_\_\_\_
- ♥ Include others and be kind. \_\_\_\_\_
- ♥ Speak up if something feels wrong. \_\_\_\_\_
- ♥ Report and block if needed. \_\_\_\_\_

Screenshots last forever. Kindness does too.



## SCENARIOS – WHAT WOULD YOU DO?

Read each situation and write what you would do.

- 1 You are added to a group where people are making jokes about someone.   
What would you do? \_\_\_\_\_
- 2 You see someone being left out of a group chat on purpose.   
What would you do? \_\_\_\_\_
- 3 Someone shares a screenshot from a private chat with others.   
What would you do? \_\_\_\_\_

## YOUR DIGITAL FOOTPRINT

Everything we post, send or share online leaves a trace.

What kind of digital footprint do you want to leave?

\_\_\_\_\_

\_\_\_\_\_



## ONE THING I WILL REMEMBER about using social media:

\_\_\_\_\_

\_\_\_\_\_



♥ Be kind online. Be respectful. Think. Choose. Protect. ♥



# ANGEL LOVES MUSICALS!

## WRITE A SONG

ABOUT ONE OF THE THEMES IN THE BOOK

Music helps Angel express how she feels. Songs (like in musicals!) can tell stories, share emotions and help others understand what we go through.

Choose one of the themes from the book below and write a song (lyrics) about it. Use the space to plan your verses and chorus.

### CHOOSE A THEME FROM THE BOOK

- ♥ Judging others
- ♥ Rumours and labels
- ♥ Friendship and loyalty
- ♥ Banter vs bullying
- ♥ Social media and group chats
- ♥ Being kind
- ♥ Standing up for yourself
- ♥ Finding your voice

### PLAN YOUR SONG

My song is about: \_\_\_\_\_

Mood of my song (circle):

Happy Sad Empowering Reflective Angry

My message (what I want people to understand):

\_\_\_\_\_  
\_\_\_\_\_

### KEY WORDS AND IDEAS

What words or phrases will you use in your song?

\_\_\_\_\_  
\_\_\_\_\_



### VERSE 1

Write the first part of your song.

\_\_\_\_\_  
\_\_\_\_\_  
\_\_\_\_\_

### CHORUS

This is the main message or 'hook' of your song.

\_\_\_\_\_  
\_\_\_\_\_

### VERSE 2

Write the next part of your song.

\_\_\_\_\_  
\_\_\_\_\_

### BRIDGE (optional)

Add another verse or a special line.

\_\_\_\_\_  
\_\_\_\_\_

### FINAL CHORUS / ENDING

How will your song finish?

\_\_\_\_\_  
\_\_\_\_\_

### REFLECTION

Why did you choose this theme? What do you hope people feel or understand when they hear your song?

\_\_\_\_\_  
\_\_\_\_\_



YOUR VOICE MATTERS.

BE KIND.

BE YOU.





# CHARACTER PROFILE

Get to know a character from the story!

Fill in the profile using clues from the book and your own thoughts and ideas.

## BASIC INFO

Character's Name: \_\_\_\_\_

Age / Year Group (if known): \_\_\_\_\_

Role in the story: \_\_\_\_\_

Lives in / from: \_\_\_\_\_

Important people in their life:

\_\_\_\_\_  
\_\_\_\_\_



Draw your character



## PERSONALITY

What words would you use to describe this character?  
Write your ideas.

\_\_\_\_\_  
\_\_\_\_\_  
\_\_\_\_\_  
\_\_\_\_\_



## CHALLENGES

What challenges does this character face in the story?  
How do they deal with them?

- \_\_\_\_\_
- \_\_\_\_\_
- \_\_\_\_\_
- \_\_\_\_\_

## RELATIONSHIPS

Who are the most important people in this character's life?  
How do they support or challenge them?



- \_\_\_\_\_
- \_\_\_\_\_
- \_\_\_\_\_
- \_\_\_\_\_

## IMPORTANT MOMENTS

What are some key moments in the story for this character?

- 1 \_\_\_\_\_
- 2 \_\_\_\_\_
- 3 \_\_\_\_\_

## IN MY OPINION

What do you admire most about this character?

What makes this character a great part of the story?



BE KIND.

BE RESPECTFUL.

BE YOU.



KIMBERLY WHITTAM



It's hard to be GOOD

...when they think you're BAD



# BOOK REVIEW

Share your thoughts about the book!



Book Title: \_\_\_\_\_



Author: \_\_\_\_\_

Genre: \_\_\_\_\_

Date Started: \_\_\_\_\_

Date Finished: \_\_\_\_\_



## MY RATING

How would you rate this book?



Why did you give it this rating?

\_\_\_\_\_  
\_\_\_\_\_  
\_\_\_\_\_



## SUMMARY

Write a short summary of the book in your own words.



\_\_\_\_\_  
\_\_\_\_\_  
\_\_\_\_\_  
\_\_\_\_\_

## MY FAVOURITE PART

What was your favourite part of the book? Why?

\_\_\_\_\_  
\_\_\_\_\_  
\_\_\_\_\_



## CHARACTERS

Who was your favourite character? Why?



\_\_\_\_\_  
\_\_\_\_\_  
\_\_\_\_\_

## THEMES

What do you think is one of the main themes (big ideas) of this book? How is it shown in the story?



\_\_\_\_\_  
\_\_\_\_\_  
\_\_\_\_\_

## WHAT I LEARNED

What did you learn from this book? Did it make you think about anything in a new way?



\_\_\_\_\_  
\_\_\_\_\_

## WOULD YOU RECOMMEND THIS BOOK?

Who would you recommend this book to? Why?

\_\_\_\_\_  
\_\_\_\_\_



YOUR VOICE MATTERS. BE KIND. BE YOU.

